

SURVEYOR:

MALLOW RESIDENCE
519 NORTH MIDLAND AVE
UPPER NYACK, NY 10960

DATE: AUGUST 3, 2020
DRAWN BY: BMY
JOB NO: 100117
SCALE: 1/32" = 1'-0"
FILENAME: 2020_0820 Mallow.2

REVISIONS:



Blythe M Yost ASLA | Registered Landscape Architect

REVEGETATION PLAN

SHEET NO.

RP-101

PLANTING NOTES

THE 20 YEAR MESS (CAUSED BY ABANDONMENT OF THE PROPERTY) OF HALF DEAD AND DEAD TREES IS REPLACED WITH A VIBRANT NEW BATCH OF PLANTING THAT WILL ENSURE NATURAL GROWTH AND BEAUTY FOR YEARS TO COME. IN LINE WITH THE GOALS OF THE TOWN.

1. PLANT MATERIAL SHALL BE FURNISHED AND INSTALLED AS INDICATED; INCLUDING ALL LABOR, MATERIALS, PLANTS, EQUIPMENT, INCIDENTALS, AND CLEAN-UP.
2. THE CONTRACTOR SHALL BE RESPONSIBLE FOR PLANTING AT CORRECT GRADES AND ALIGNMENT. LAYOUT TO BE APPROVED BY LA PRIOR TO INSTALLATION.
3. PLANTS SHALL BE TYPICAL OF THEIR SPECIES AND VARIETY; HAVE NORMAL GROWTH HABITS; WELL DEVELOPED BRANCHES, DENSELY FOLIATED, VIGOROUS ROOT SYSTEMS AND BE FREE FROM DEFECTS AND INJURIES.
4. CONTRACTOR SHALL REPORT ANY SOIL OR DRAINAGE CONDITIONS CONSIDERED DETRIMENTAL TO THE GROWTH OF PLANT MATERIAL.
5. INsofar AS IT IS PRACTICABLE, PLANT MATERIAL SHALL BE PLANTED ON THE DAY OF DELIVERY. IN THE EVENT THIS IS NOT POSSIBLE, THE CONTRACTOR SHALL PROTECT, IRRIGATE & CARE FOR STOCK NOT PLANTED.
6. QUALITY AND SIZE OF PLANTS, SPREAD OF ROOTS, AND SIZE OF BALLS SHALL BE IN ACCORDANCE WITH ANSI 260 (REV. 1980) "AMERICAN STANDARD FOR NURSERY STOCK" AS PUBLISHED BY THE AMERICAN ASSOCIATION OF NURSERYMEN, INC.
7. ALL PLANTS SHALL BE PLANTED IN AMENDED TOP SOIL THAT IS THOROUGHLY WATERED AND TAMPED AS BACK FILLING PROGRESSES. PLANTING MIX TO BE AS SHOWN ON PLANTING DETAILS. LARGE PLANTING AREAS TO INCORPORATE FERTILIZER AND SOIL CONDITIONERS AS STATED IN PLANTING SPECIFICATIONS.
8. PLANTS SHALL NOT BE BOUND WITH WIRE OR ROPE AT ANY TIME SO AS TO DAMAGE THE BARK OR BREAK BRANCHES. PLANTS SHALL BE HANDLED FROM THE BOTTOM OF THE BALL ONLY.
9. PLANTING OPERATIONS SHALL BE PERFORMED DURING PERIODS WITHIN THE PLANTING SEASON WHEN WEATHER AND SOIL CONDITIONS ARE SUITABLE AND IN ACCORDANCE WITH ACCEPTED LOCAL PRACTICE. PLANTS SHALL NOT BE INSTALLED IN TOPSOIL THAT IS IN A MUDDY OR FROZEN CONDITION.
10. NO PLANT, EXCEPT GROUND COVERS, SHALL BE PLANTED LESS THAN TWO FEET FROM EXISTING STRUCTURES AND SIDEWALKS.
11. SET ALL PLANTS PLUMBS AND STRAIGHT. SET AT SUCH LEVEL THAT A NORMAL OR NATURAL RELATIONSHIP TO THE CROWN OF THE PLANT WITH THE GROUND SURFACE WILL BE ESTABLISHED. LOCATE PLANT IN THE CENTER OF THE PIT.
12. ALL INJURED ROOTS SHALL BE PRUNED UTILIZING CLEAN, SHARP TOOLS TO MAKE CLEAN ENDS BEFORE PLANTING.
13. EACH TREE AND SHRUB SHALL BE PRUNED IN ACCORDANCE WITH STANDARD HORTICULTURAL PRACTICE TO PRESERVE NATURAL CHARACTER OF PLANT. PRUNING SHALL BE DONE WITH CLEAN, SHARP TOOLS.
14. ALL PLANTING BEDS SHALL BE MULCHED WITH 2" LAYER OF DOUBLE SHREDDED HARDWOOD BARK MULCH.
15. ALL DISTURBED AREAS TO BE TREATED WITH 3" TOP SOIL & SEEDED IN ACCORDANCE WITH PERMANENT STABILIZATION METHODS.

UPPER NYACK PLANTING & LANDSCAPE NOTES

1. All plants shall be nursery grown plants and workmanship shall conform to the American Association of Nurserymen Standards and shall be subject to the approval of the Landscape Architect before and after planting.
2. All planting shall be placed under the direction of the Landscape Architect. Give 48 hours notice before planting.
3. Guarantee all plants and workmanship for a period of two planting seasons. (one full year)
4. Place 4" of topsoil on all lawn areas and all areas not paved or built upon.
5. Plant pits shall be 36" wider for trees (minimum of two times root ball diameter) and 24" wider for shrubs and as deep as the root ball. Set plants at same level as originally grown on base of undisturbed soil. The trunk flare and root collar shall be visible at the top of the plant bed at the time of final inspection. Remove all existing soil from plant pit and backfill with a mixture of one part peat, humus; one part dehydrated cow manure; and four parts topsoil. Fertilize all plants with 2 to 3 oz. per foot of shrub height and 2 to 3 lbs. per inch of tree trunk of 5-10-5 fertilizer. For evergreen planting, add 1 lb. per 100 square feet of plant bed each of ammonium sulfate and superphosphate. Loosen soil around edges of plant pit.
6. Fertilize areas before seeding or sodding with 15 lbs. per 1000 square feet of 10-20-10 fertilizer or approved equivalent. Repeat after 8 weeks.
7. Mulch all plants and planted areas with a 4" depth of shredded pine, oak bark or other shredded bark, treated for fire repellency. Do not place mulch against tree or shrub trunk. The trunk flare and root collar shall be visible at the top of the plant bed with no mulch against trunk. Do not create mound of mulch around tree. Finish grade to be same as originally grown.
8. Lawn areas shall be seeded at 5 lbs. per 1000 square feet with the following seed mixture: 20% Jamestown II Chewings Fescue, 60% Baron Kentucky Bluegrass, and 20% Palmer II Perennial Rye, or approved equivalent. Mulch newly seeded lawn at 90 lbs. per 1000 square feet with hay or straw mulch.
9. The contractor is responsible to plant the total quantities of all plants shown on the planting plan. The quantities of planting shown graphically on the plan shall govern.
10. Existing trees shown on this plan are to remain undisturbed. All existing trees shown to remain are to be protected with a 6 foot high wooden fence with posts placed at the drip line of the branches or at 8 feet minimum from the tree trunk. Any existing tree shown to remain that is removed during construction shall be replaced by a 4" caliper shade tree as directed by the Landscape Architect. When an area of existing trees is shown to be saved, and an area of such trees has been removed, a 2 1/2" - 3" cal. shade tree shall be replaced for each 200 square feet of area disturbed.
11. Seed mix for seeding in and along the interior slopes of the water quality basin shall be ERNMX-127 retention basin floor seeding for wildlife and plant diversity mix, planted at 20 lbs. per acre. (Ernst Seed 1-800-873-3321)

PLANT IMAGES



Cornus rutcan 'Constellation'



Prunus 'Okame'



Quercus rubra



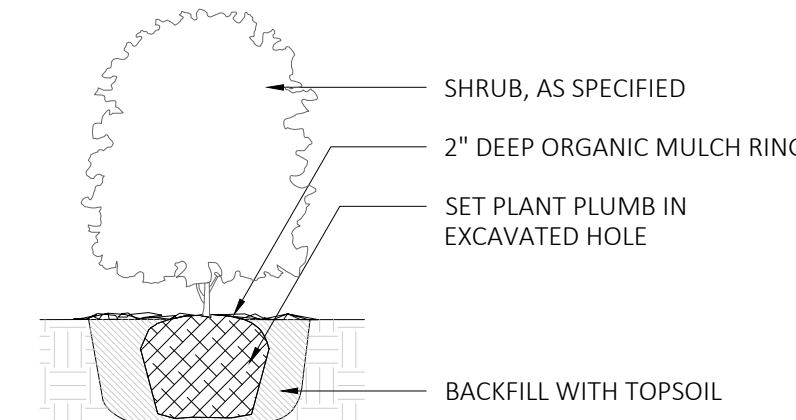
Buxus 'Winter Gem'



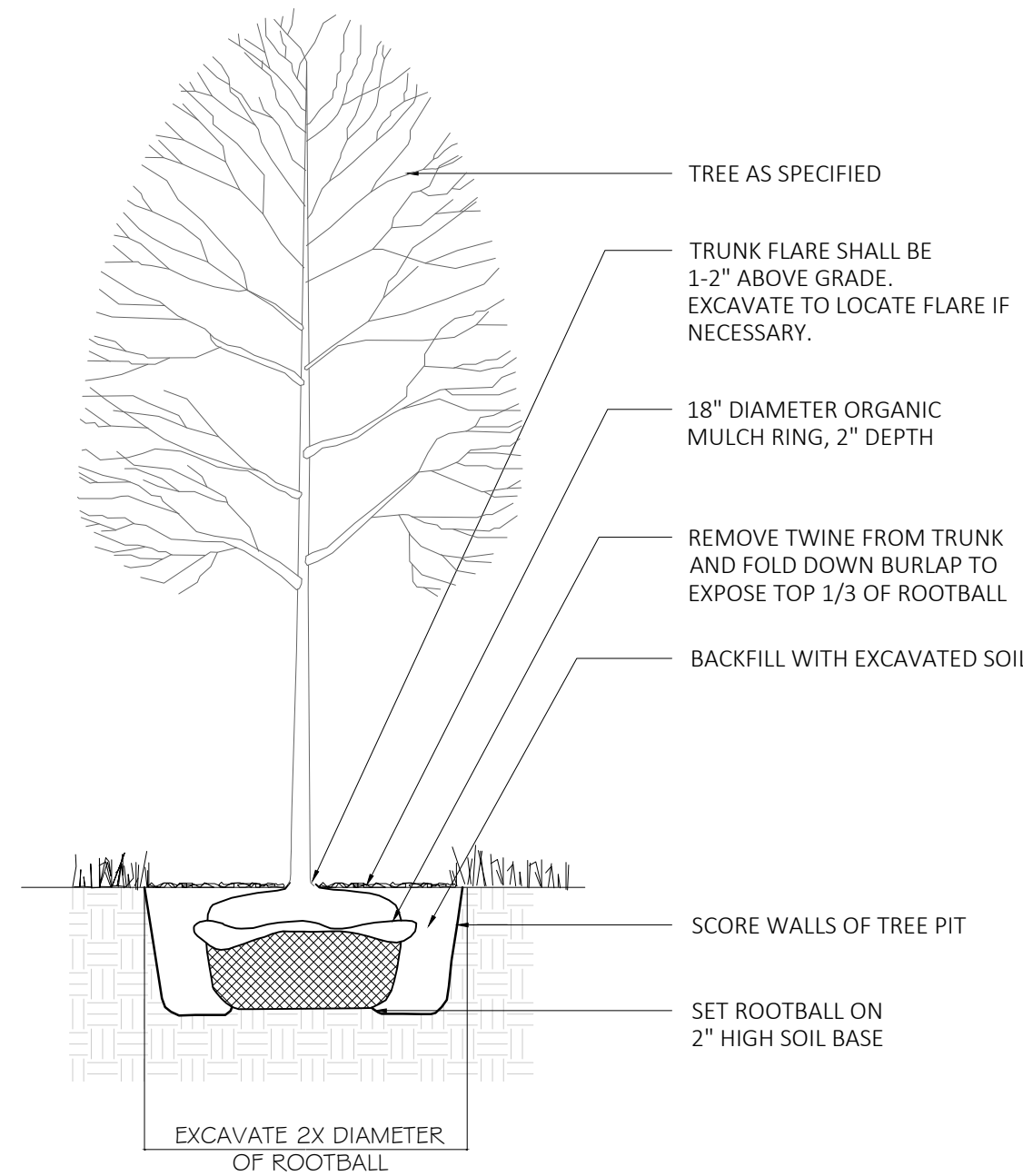
Rhus aromatica 'Gro-Low'



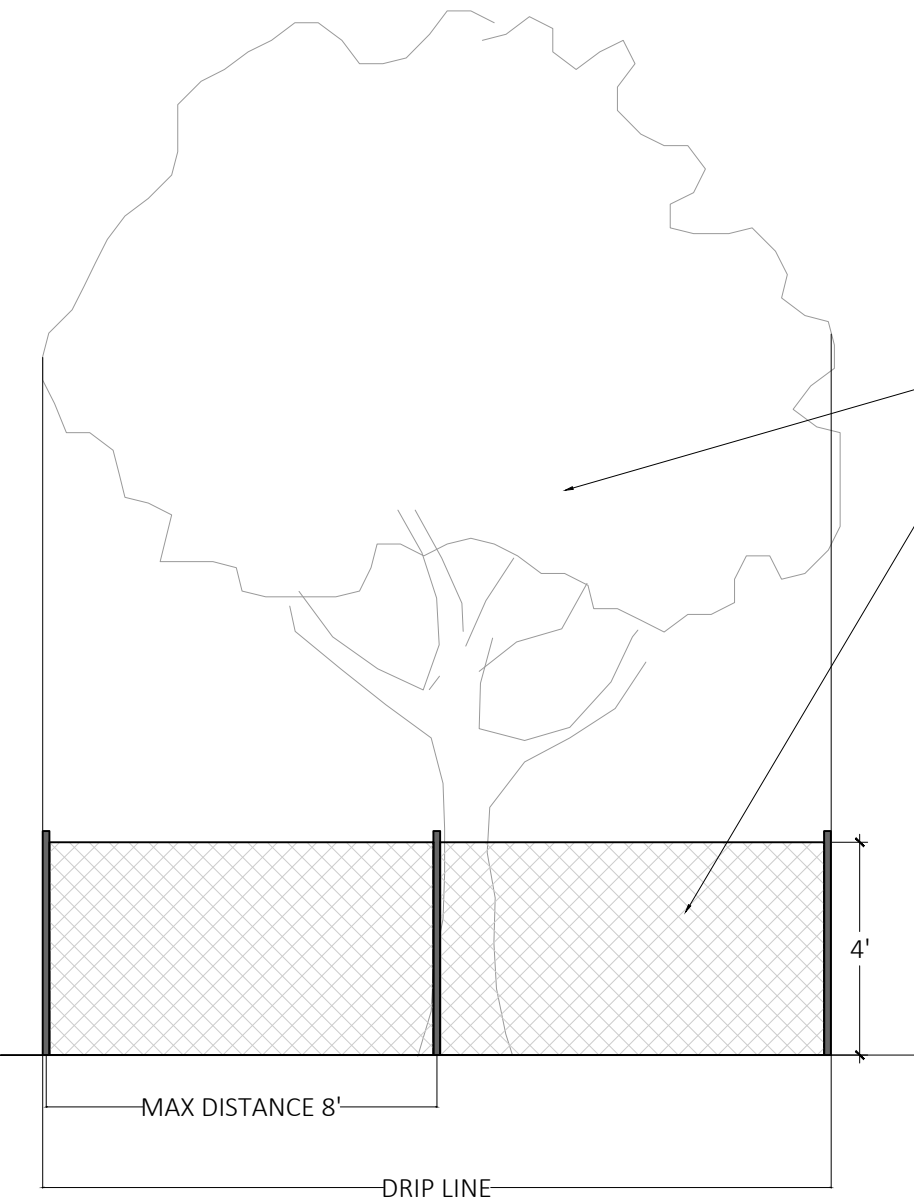
Liriope muscari 'Variegata'



1 SHRUB PLANTING
SCALE: 1/2"=1'



2 DECIDUOUS TREE PLANTING
SCALE: 1/4"=1'



3 TREE PROTECTION
SCALE: 1/4"=1'

PLANTING NOTES

QTY	BOTANICAL NAME	COMMON NAME	SIZE	COMMENTS
TREES				
5	Cornus 'Constellation'	Constellation Dogwood	2-2.5' Cal	
4	Prunus 'Okame'	Okame Cherry	1.5-2' Cal	
7	Quercus rubra	Red Oak	2-2.5' Cal	
SHRUBS				
125	Buxus 'Winter Gem'	Winter Gem Boxwood	24-30"	
35G	Rhus aromatica 'Gro-Low'	Gro-Low Fragrant Sumac	5 Gal	
GROUND COVER				
450	Liriope muscari 'Variegata'	Variegated Lilyturf	2 Gal 18" o.c.	



TO SCALE WHEN PLOTTED ON 24x36
PROGRESS SET NOT FOR CONSTRUCTION

