


ElizabethParks Architect  
 Mallow Residence  
 519 N. Midland Avenue

## WINDOW SCHEDULE


Draft 6/24/20

Unless otherwise noted all windows shall be Andersen E-Series, color white exterior,  
 all operable units provided with screens

QTY	 TAG	Operation	Approx. Frame Size	Rough Opening	Notes
(1)	W1	Double Hung	3'-6" x 5'-0"		2 lights each sash
(9)	W2	Awning	3'-0" x 3'-0"		2 lights
(39)	W3	Double Hung	3'-0" x 4'-0"		2 lights each sash
(3)	W4	Awning	3'-0" x 1'-6"		2 lights
(12)	W5	Double Hung	3'-0" x 5'-1"		2 lights each sash
(1)	W6	Fixed	4'0" diameter		no mullions
(2)	W7	Picture	6'-0" x 5'1"		no mullions
(10)	W8	Double Hung	2'-6" x 5'-1"		2 lights each sash
(1)	W9	Picture	3'-10" x 4'-0"		no mullions
(1)	W10	Double Hung	3'-6" x 5'-0"		2 lights each sash
(4)	W11	Double Hung	2'-10" x 5'-0"		2 lights each sash
(4)	W12	Awning	3'-0" x 3'-0"		2 lights
(4)	W13	Awning	2'-6" x 1'-3"		2 lights
(1)	W14	Awning	3'-6" x 1'-3"		2 lights
(2)	W15	Awning	2'-10" x 1'-6"		2 lights
	W16	Double Hung	2'-6" x 4'-0"		2 lights

# EXTERIOR DOOR SCHEDULE


Draft 6/24/20

QTY	 TAG	Location	Door Size	Rough Opening	Notes
			Door Dimensions		
(1)	D1	Entry Door	3'-0" x 7'-0"		
(2)		Sidelights	14" x 7'-0"		
(1)		Transom Light	6'-0" x 18"		
(1)	D2	Mudroom Door	3'-0" x 7'-0"		
(1)	D3	Laundry Room	3'-0" x 7'-0"		
(1)	D4	Master Bathroom	3'-0" x 7'-0"		
(1)	D5	Master Bedroom	3'-0" x 7'-0"		
(1)	D6	Living Room	12'-2" x 8'-6"		Andersen MultiGlide; (3) panels
(1)	D7	Living Room	12'-2" x 8'-6"		Andersen MultiGlide; (3) panels
(1)	D8	Kitchen	3'-0" x 7'-0"		
(1)	D9	Sydney's Bedroom	2'-8" x 6'-8"		
(1)	D10	Studio	5'-0" x 7'-0"		
(1)	D11	Studio	5'-0" x 7'-0"		
(1)	D12	Cats/Fish	3'-0" x 7'-0"		
(1)	D13	Garage	3'-0" x 7'-0"		
(4)	D14	Overhead Sectional	9'-0" x 8'-0"		

# SKYLIGHT SCHEDULE

Draft 6/24/20

Unless otherwise noted all skylights shall be Velux, copper clad exterior,  
all operable units provided with screens

QTY		Operation	Approx. Frame Size	Rough Opening	Notes
(2)	S1	Operable	44" x 45"		Velux VS S01
(2)	S2	Fixed	30" x 54"		Velux FS M08
(5)	S3	Operable	24" x 54"		Velux FS C08
(1)	S4	Operable	26" x 38"		Velux VCM 2234